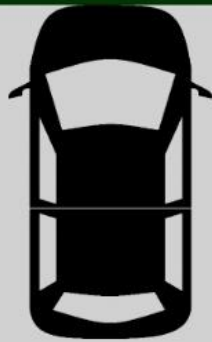




Barcode Scanner

Front left



Front right

Rear left

Rear right

Trunk



Delete input

TGMscan App gestartet

Scanned Car
identity: ----**TGMscan** erlauben, Bilder und Videos
aufzunehmen?**Bei Nutzung der App****Nur dieses Mal****Nicht zulassen**

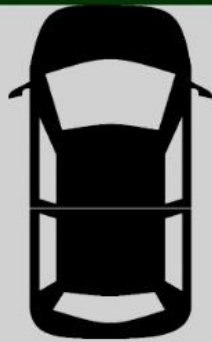
Allow the app to take pictures – necessary for the barcode scanner – restart the app after every approval given - the app sends no data what so ever to glasmacher electronic or anybody else (maybe to „Google“ via Android)

TGMscan email@glasmacher-electronic.de



Barcode Scanner

Front left



Front right

Rear left

Rear right

Trunk



Delete input

Start Info

Scanned Car identity: ----



TGMscan erlauben, den Gerätestandort abzurufen?

Bei Nutzung der App

Nur dieses Mal

Nicht zulassen

Allow the app to use your location – it is necessary for the bluetooth connection – your GPS geolocation is not used – restart the app after every approval given – the app sends no data what so ever to glasmacher electronic or anybody else (maybe to „Google“ via Android)

Allow the app to access your shared files for Media and pictures – it needs the allowance to save the .csv File in the „Shared – Documents“ directory – this is important so you can easily access the .csv files and that the .csv files will stay on the phone even after updating or deinstalling the TGMscan App – please restart the app after given the allowance – maybe it is possible that the first .csv file after installing will miss the first line with the header information „date; speed ...“ because when the app wants to write this line the allowance to access the shared data has not yet been given and so this first line could not have been written – please check the first ever .csv file for this behaviour

The top screenshot shows an Excel spreadsheet with the following data:

	A	B	C	D	E	F	G
1	27.06.2022	19:36:21	0	Trunk	4,0666E+12		
2	27.06.2022	19:37:14	0	Rear right	4,0666E+12		
3	27.06.2022	19:37:33	0	Rear left	4,0666E+12		
4							

The bottom screenshot shows an Excel spreadsheet with the following data:


	A	B	C	D	E	F	G
1	Date	Time	Speed	Door	Scan		
2	27.06.2022	19:40:42	0	Rear right	4,0666E+12		
3	27.06.2022	19:40:58	0	Front right	4,0666E+12		
4	27.06.2022	19:41:14	0	Rear left	4,0666E+12		
5							
6							
7							

Problems saving

Scanned Car identity: 406

Chosen door: Rear

Measured 0.0



TGMscan erlauben, auf Fotos und Medien auf deinem Gerät zuzugreifen?

Zulassen

Nicht zulassen

TGMscan email@glasmacher-electronic.de



Delete input

File saved

Scanned Car 4066600103448
identity:

Chooosen door:

Measured m/s

TGM speed:



Save data



Send file



Stop connection with TGM5b

The number of saved data in the .csv file is shown

Setup

The directory path of the .csv file is shown

Close app

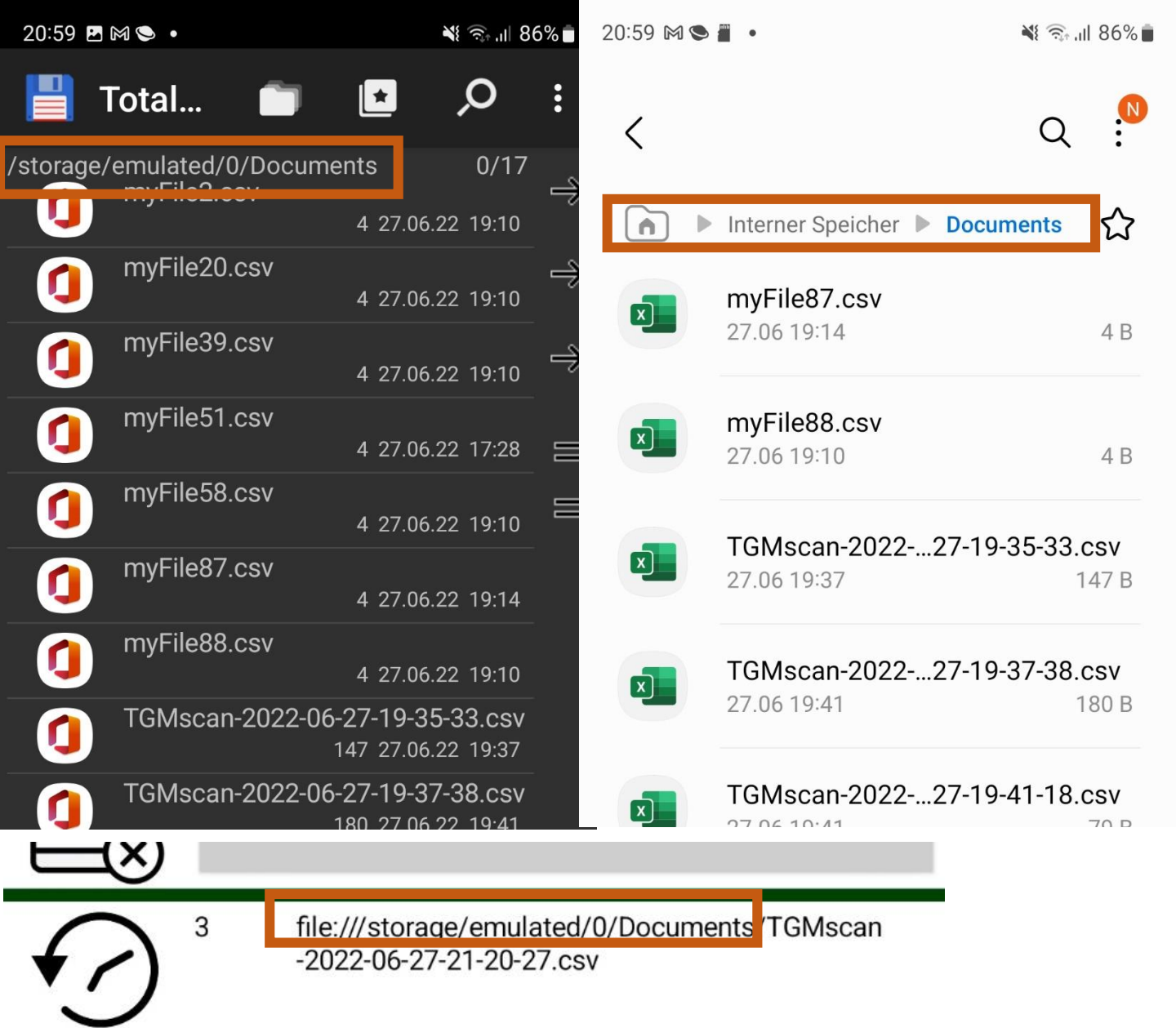
3

file:///storage/emulated/0/Documents/TGMscan-2022-06-27-21-20-27.csv

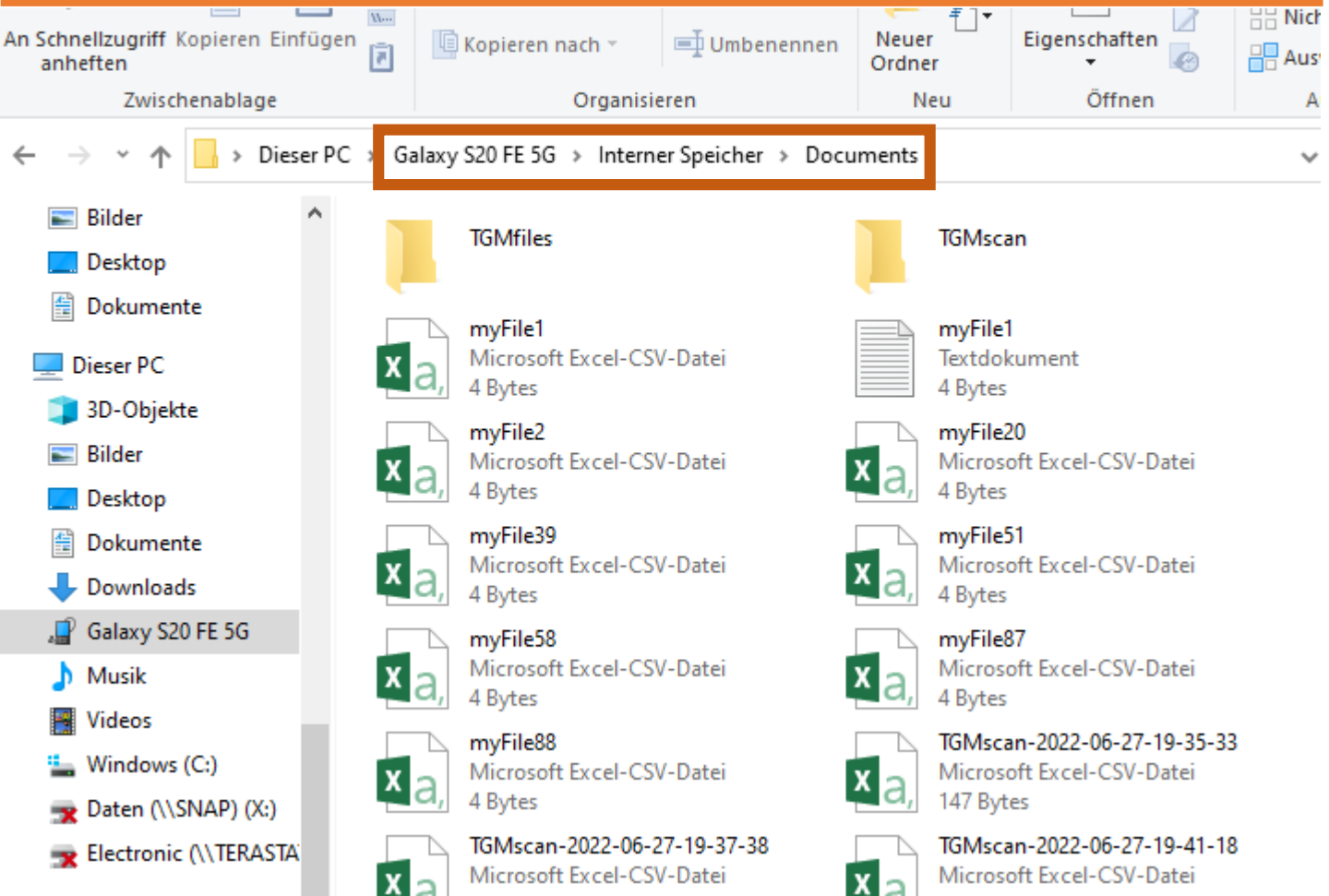
Date;Time;Speed;Door;Scan
2022.06.27;21:20:45;0,00;Rear left;4066600103448
2022.06.27;21:22:18;0,00;Rear right;4066600103448
2022.06.27;21:22:21;0,00;Front right;4066600103448

The data already saved in the .csv file is shown at the end of the app display





The .csv file is found in the smartphone internal storage in the folder „Documents“ – we recommend the android App „Total commander“ to check and organise files on the smartphone





Barcode Scanner

Front left



Front right

Rear left

Rear right

Trunk



Delete input

Connection status was set to OS code 133

Scanned Car ----

If Bluetooth connection is ended or lost and you want to reconnect very fast there might be a problem „OS Code 133“ – please close and restart the app –you can send the .csv file before closing or after restart the app will automatically reuse the last .csv file and append the data at the end
I GM speed:



Save data



Send file



Start Bluetooth search



Setup



TGMscan email@glasmacher-electronic.de



Barcode Scanner

Front left



Front right

Rear left

Rear right

Trunk



Delete input

Connected to: TGM5b

The app is correctly connected to a TGM identity:

Chosen door: ---

Measured -----

TGM speed:

This is with setup barcode and door mandatory – please change in the Setup (0000 is the pin)



Save data



Send file



Stop connection with TGM5b



Setup